

Prepare for Dilaysis



Disclosure

Speaker name:

.....

I have the following potential conflicts of interest to report:

- Consulting
- Employment in industry
- Stockholder of a healthcare company
- Owner of a healthcare company
- Other(s)

- I do not have any potential conflict of interest



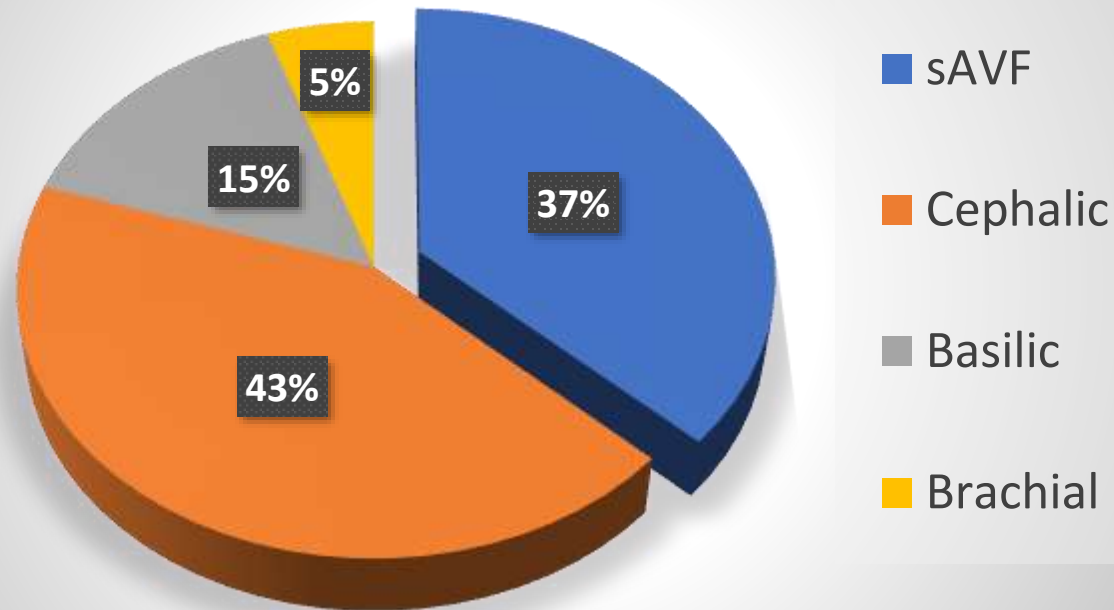
Percutaneous Fistula Indication

- ESRD IV or V
- KDOQI guidelines
- Percutaneous fistula
 - 2 mm proximal radial artery
 - 2 mm perforating vein
 - 1.5 mm distance



Mapping and Creation

Ellipsys versus sAVF

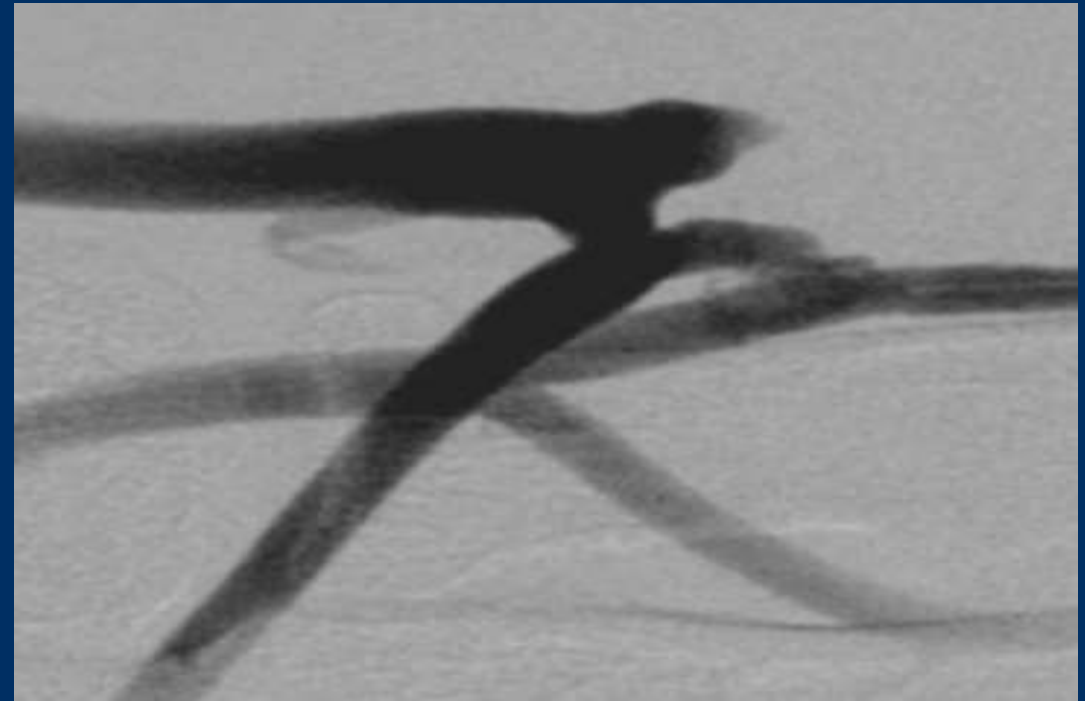
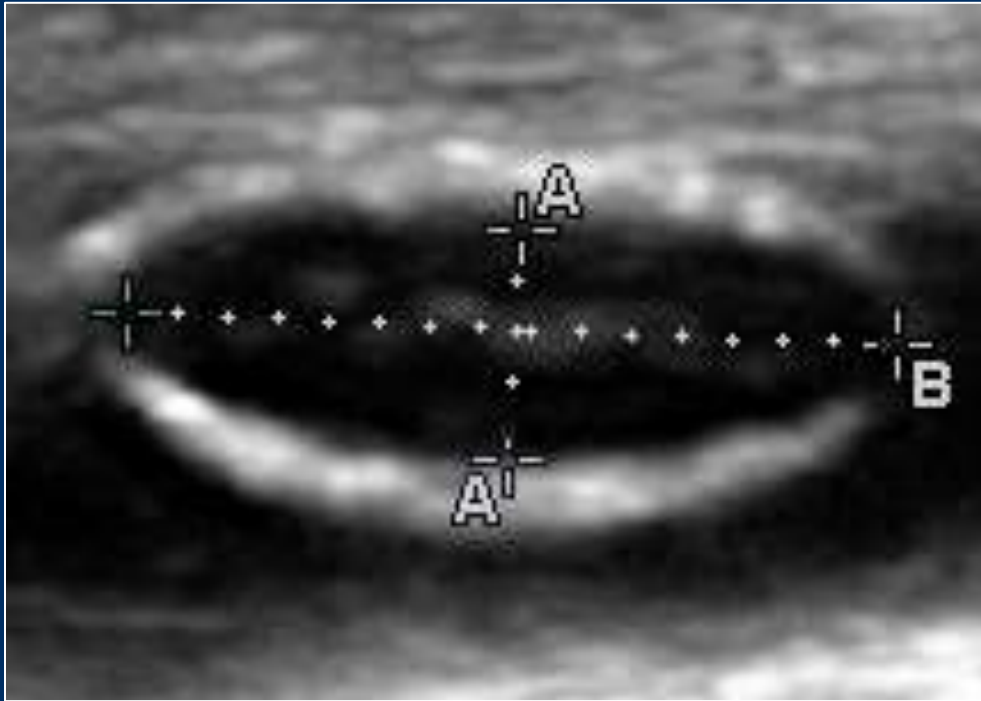


- 123 Patients
- 95 Fistulas
- 63% (60/95) pAVF

1. Hull J, Deitrick J, Groome K. Maturation for Hemodialysis in the Ellipsys Post-Market Registry. *Journal of Vascular and Interventional Radiology* 2020.

2. Shahverdyan, R., et al. (2020). "Comparison of Outcomes of Percutaneous Arteriovenous Fistulae Creation by Ellipsys and WavelinQ Devices." *Journal of Vascular and Interventional Radiology*.

Tissue Fused Anastomosis



Hull et al. Thermal resistance anastomosis device for the percutaneous creation of arteriovenous fistulae for hemodialysis. *J Vasc Interv Radiol* 2017; 28(3):380-7.

Prepare for Dialysis at 4 weeks

Palpable Fistula

Target Vein 500 mL/min, 5 mm diameter

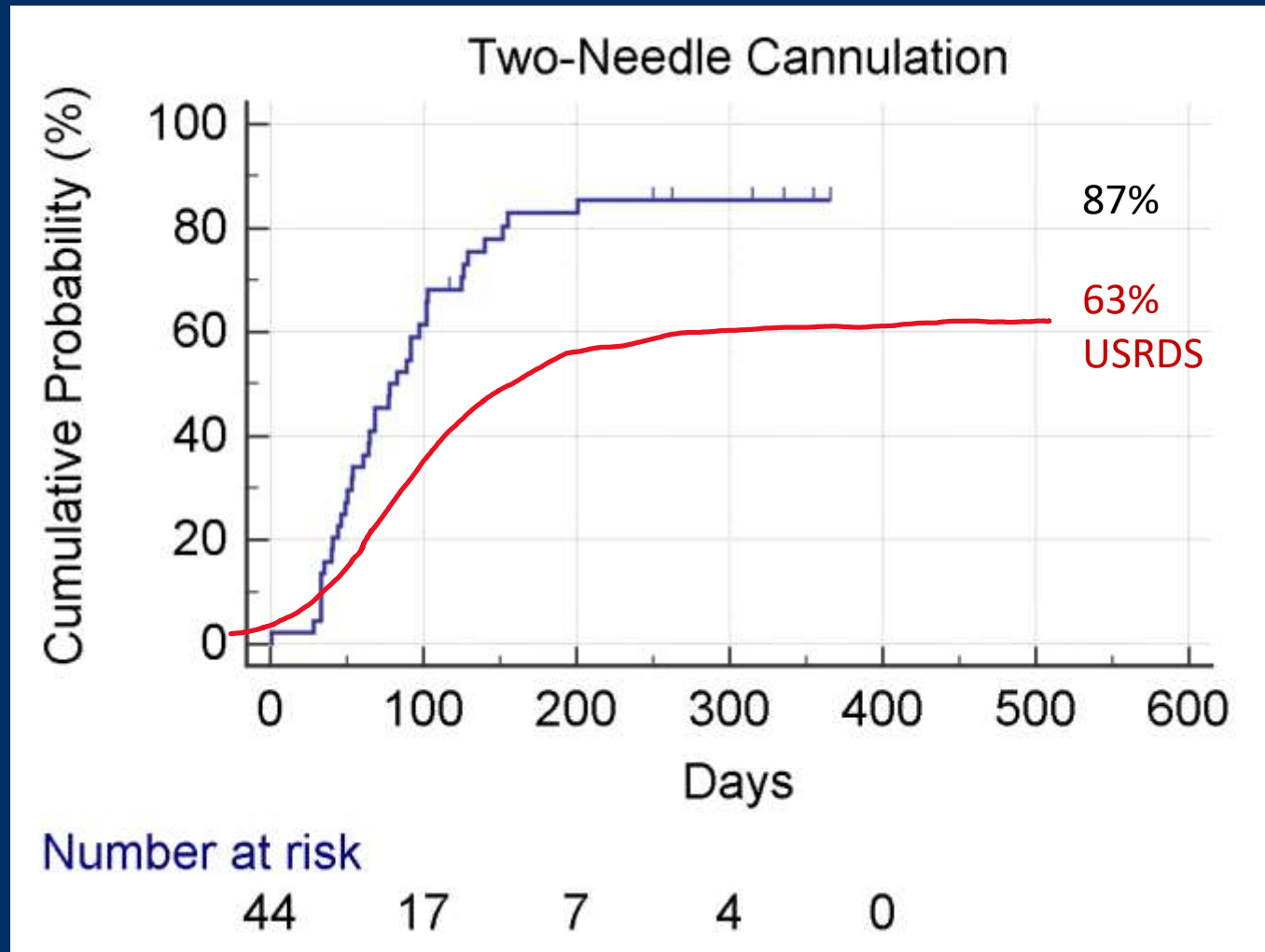
- PTA 62%
- Embolization 32%
- Banding 30%
- Transposition 33%



Two-Needle Cannulation

- BA Flow 944 ± 284 mL/min
- TV Flow 674 ± 292 mL/min
- TV Diam 6.1 ± 0.8 mm
- TV Depth 3.6 ± 1.3 mm

Ellipsys[®] Rapid Maturation



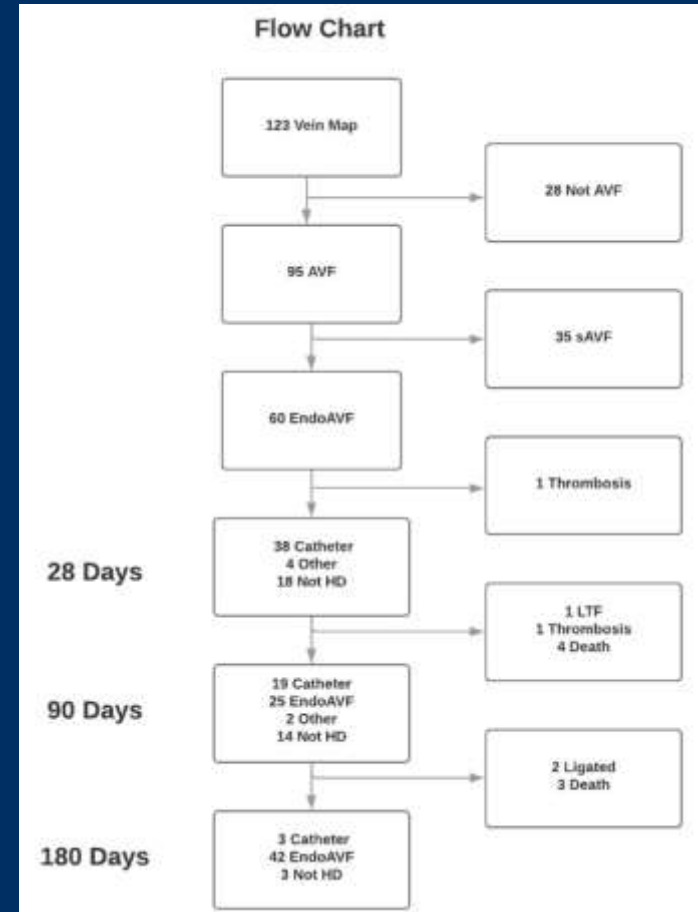
Woodside, K. J., et al. (2018). "Arteriovenous Fistula Maturation in Prevalent Hemodialysis Patients in the United States: A National Study." *Am J Kidney Dis* **71**(6): 793-801.

Conclusion

- Cannulation defines success
- All about flow
 - Inflow
 - Target flow
 - Outflow

Patient Selection

- 123 Patients
 - 61% (75/123) pAVF candidates
- 95 Fistulas
 - 63% (60/95) pAVF patients enrolled
 - 37% Surgery



Fistula Distribution

Ellipsys vs. sAVF

